

Payment Through Online Payment Gateway



डॉ. बाबासाहेब आंबेडकर मराठवाडा विद्यापीठ. औरंगाबाद

Go to University Portal Home Page and Login using College Login ID and Password



Dr. Babasaheb Ambedkar Marathwada University
University Campus, Aurangabad-431004, Maharashtra(India), Recognized by UGC U/s 2(f) and 12(B), NAAC Reaccredited with "A" Grade

Home • Calender • SiteMap • Contact Us

Change Language ▼ Change Theme ▼

» Eligibility » Courses » Colleges & Institutions » Admissions-AY 2016-17 » Scholarships » Examinations » e-Suvidha Services » Convocations » Online Application » Results

- University**
- » Organizational Structure
- » Accreditation & Recognition
- » General Information
- » University Song

- Activities/Services**
- » Library
- » Training & Placement
- » Foreign Exchange Cell
- » Student Welfare
- » Continuing Education Program
- » Co-curricular Activities
- » Tender/Notice
- » Election
- » Academic Staff College
- » Syllabus
- » Profile submission form



User
Password

[Forgot Password](#)

Click here

Online Application for Admission

Academic Year 2016-17

- News and Events**
- » M.Ed College Teaching Staff Information **N**
- » B.Ed College Teaching Staff Information **N**

- Application Forms**
- » Revised Fees of Result Register & Document Verification **N**
- » PROCEDURE FOR VERIFICATION OF DOCUMENTS
- » EXAMINATION FORM (REGISTRATION) FOR M.A. EXTERNAL ONLY

Announcements - Result of M

Click on Invoice Module



Dr. Babasaheb Ambedkar Marathwada University

University Campus, Aurangabad-431004, Maharashtra(India), Recognized by UGC U/s 2(f) and 12(B), NAAC Reaccredited with "A" Grade

Welcome

You have logged in as College and your last logon was 8/19/2016 2:22:27 PM

FAQ and Feedback

- Home
- Course Definition
- College Definition
- Admissions
- Registration
- Administration
- Messaging
- Pre-Eligibility System
- eSuvdha
- Pre Examination
- Examination
- Reports
- Student Profile

Portal Course Definition **College Definition** Admissions Registration Administrator

Set Default Module

Click on Make Invoice Payment



Dr. Babasaheb Ambedkar Marathwada University

University Campus, Aurangabad-431004, Maharashtra(India), Recognized by UGC U/s 2(f) and 12(B), NAAC Reaccredited with "A" Grade

Welcome...

Invoice

- [Generate Exam Fee Invoices](#)
- [Make Invoice Payment](#)
- [Confirm/Print Mandate](#)
- [Delete Mandate](#)
- [Reports](#)



Click on Admission for Admission Payment and For Examination Click on Examination




Make Payment :

Select Invoice Type

Select Invoice : Admission Examination

Proceed




Select Academic Year from drop down



Select Academic Year

Academic Year : ▼ *

Submit



Select Invoice for which you want to make payment (you can select Multiple Invoices) and click on proceed for Payment.



Make Payment

List of Invoices

List of Unpaid Invoices for Financial year : 2015-2016

	Invoice No.	Invoice	Course Name	Invoice Date	View Invoice	Total Amount (Rs.)
<input type="checkbox"/>	17795	Invoice for T.Y.B.Com. - Fifth Semester - Registration dt. Oct 6 2015 2:00AM	B.Com - Regular - P-2013 - T.Y.B.Com. Fifth Semester	Oct 6 2015 2:00AM	View Invoice	159



Total Amount of the selected invoices is : Rs. 0

Proceed For Payment

Select Online Payment Gateway Radio Button and Proceed.

Make Invoice Payment -

Choose Payment Option

Select the mode of payment & click on proceed : NEFT / RTGS Online Payment GateWay

Proceed

टिप :- Online Payment Gateway च्या माध्यमातून पैसे भरले असल्यास सदर Mandate चे Reconciliation आपोआपच होईल. व त्याबाबत ची पावती आपणास तत्काळ स्क्रीन वर मिळेल.

परीक्षा शुल्क जमा करणे ची पद्धती वरीलप्रमाणे असेल.

Click on Generate Mandate Button

Make Invoice Payment -



Please read the following instructions carefully :

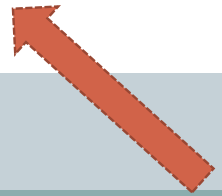
- 1. Generate the mandate and then proceed for Online payment gateway.
- 2. Make the payment against the generated mandate. The bank will give the Unique Transaction Reference (UTR) / RBI reference number on the response copy.

Invoice Details :

Invoice numbers selected to generate the mandate :	17795
Total amount of the mandate :	Rs. 159.00


Generate Mandate

Proceed for Online Payment



You Will get Mandate Number.

Make Invoice Payment - s

 Mandate generated successfully [Mandate Number] - 15210554

i

Please read the following instructions carefully :

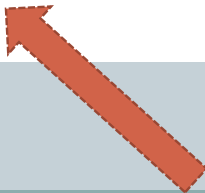
1. Generate the mandate and then proceed for Online payment gateway.
2. Make the payment against the generated mandate. The bank will give the Unique Transaction Reference (UTR) / RBI reference number on the response copy.

Invoice Details :

Invoice numbers selected to generate the mandate :	17795
Total amount of the mandate :	Rs. 159.00

Generate Mandate

Proceed for Online Payment



You Will get Mandate Number, then Click on Proceed for Online Payment

Make Invoice Payment - s

Mandate generated successfully [Mandate Number] - 15210554

i

2

Please read the following instructions carefully :

1. Generate the mandate and then proceed for Online payment gateway.
2. Make the payment against the generated mandate. The bank will give the Unique Transaction Reference (UTR) / RBI reference number on the response copy.

Invoice Details :

Invoice numbers selected to generate the mandate :

17795

Total amount of the mandate :

Rs. 159.00

1

Generate Mandate

Proceed for Online Payment

3

Select Payment Gateway Button and click on Submit to Proceed

https://ups.mkcl.org/du/ups/upsHome/showWelcome

Universal Pay

Choose a payment option

You agree to pay an amount of ₹ 159.0

Please select your payment option and 'Submit'


Payment order number	143611115210554
Application name	BAMUA
Total amount of transaction	₹ 159.0
Payment option	<input checked="" type="radio"/> Payment Gateway

Submit Cancel transaction



Click on Submit Button



 <https://ups.mkcl.org/du/ups/upsHome/submitWelcomePage>

Universal Payment System

Your Payment Details

Amount:	159.0	First Name:	Swa. Sawarkar Mahavidyalaya, Beed [Beed, Beed]
Email:	a@b.com	Phone:	0000000000
Product Info:	143611115210554_18		



Submit

PayUmoney

← Back to DR BABASAHEB AM...

DR BABASAHEB AMBEDKAR MARATHWADA UNIVERSITY
AURANGABAD

Amount to pay : ₹159.00

Account

I am New to PayUMoney I have PayUMoney Password

a@b.com ✓

Enter Password

[Forgot Password?](#)

Remember me ?

Continue

Your information will
not be shared with anyone.



Payment

Credit Card

SOME POPULAR BANKS FOR YOUR CONVENIENCE

ORDER SUMMARY

Debit Card

NET AMOUNT TO PAY

₹ 159.00

1. जर आपणाकडे PayuMoney या संकेतस्थळावर आपल्या महाविद्यालयाचे खाते असेल तर क्रमांक १ या पर्यायावर क्लिक करून आपला ई-मेल आय डी व पासवर्ड द्यावा आणि Continue या बटणावर क्लिक करावे.

DR BABASAHEB AMBEDKAR MARATHWADA UNIVERSITY
AURANGABAD

Amount to pay : ₹159.00

Account

 I am New to PayUMoney I have PayUMoney Password

a@b.com



Create PayUMoney password

 I agree to PayUMoney [Terms & Conditions](#)

Continue

 Your information will
not be shared with anyone.

Payment

Credit Card

SOME POPULAR BANKS FOR YOUR CONVENIENCE

Debit Card

Net Banking

ORDER SUMMARY

NET AMOUNT TO PAY ₹ 159.00

२. जर आपणाकडे PayuMoney या संकेतस्थळावर आपल्या महाविद्यालयाचे खाते नसेल तर क्रमांक २ या पर्यायावर क्लिक करून आपला ई-मेल आय डी, मोबाईल क्रमांक व नवीन पासवर्ड द्यावा आणि Terms Conditions हा पर्याय निवडून Continue या बटणावर क्लिक करावे.

DR BABASAHEB AMBEDKAR MARATHWADA UNIVERSITY
AURANGABAD

Amount to pay : ₹159.00

 veersawarkarbeed@gmail.com[Logout](#)**Payment**

Credit Card

Debit Card

Net Banking

SOME POPULAR BANKS FOR YOUR CONVENIENCE

<input type="radio"/>  AXIS BANK	<input type="radio"/>  HDFC BANK	<input type="radio"/>  ICICI Bank
<input type="radio"/>  भारतीय स्टेट बैंक State Bank of India <small>Work with us - all the way</small>	<input type="radio"/>  kotak Kotak Mahindra Bank	<input type="radio"/>  ANDHRA BANK

Select From All Other Banks

HDFC Bank

Make PaymentOr Go back to [Previous Page](#)**Note :**

After clicking on the "Make Payment" button you might be taken to your bank's website for 3D secure authentication using a pop-up window.

ORDER SUMMARY

Order Amount ₹159.00

NET AMOUNT TO PAY **₹159.00**

शुल्क भरण्यासाठी आपणास क्रेडीट कार्ड/ डेबिट कार्ड/ नेट बँकींग हे पर्याय उपलब्ध असतील. योग्य तो पर्याय निवडून पुढे येणाऱ्या सूचनांचे पालन करावे व स्क्रीनवर अंतिमतः पुढील पर्याय दिसेपर्यंत थांबावे,

Message From Bank

Payment Successful!!

Transaction Details

Mandate No.: 15210461

Transaction No.: 094250315210461

Bank Reference No.: 115520447

Transaction Amount: 159Rs.

Transaction Date: 8/19/2016

Proceed

आपणास पैसे जमा झाल्यावर वरील सूचना स्क्रीनवर दिसेल.

Confirm Mandate -

Invoice

- Generate Exam Fee Invoices
- Make Invoice Payment
- Confirm/Print Mandate
- Delete Mandate
- Reports

List of Mandates :

Sr.No.	Mandate No.	No of Invoice(s)	Mandate Generation Date	Print/Receipt Mandate	Status	Mandate Amount	Online Payment
1	1521079	9	Aug 5 2016 9:45AM	Print	Not Reconciled	139470.00	Pay Online
2	15210461	1	Aug 12 2016 3:46PM	Print	Reconciled By Bank	159.00	Pay Online
3	15210554	1	Aug 19 2016 2:32PM	Print	Not Reconciled	159.00	Pay Online

आपण या नंतर आपल्या लॉगीन मध्ये Invoice या भागामध्ये जावून Confirm/Print Mandate हा पर्याय निवडून आपण पैसे भरलेल्या Mandate समोर क्लिक करून Print या पर्यायावर क्लिक करून पावती छापू शकता.

Confirm Mandate - Swa. Sawarkar Mahavidyalaya, Beed [Beed, Beed]

Invoice

- Generate Exam Fee Invoices
- Make Invoice Payment
- Confirm/Print Mandate
- Delete Mandate
- Reports

List of Mandates :

Sr.No.	Mandate No.	No of Invoice(s)	Mandate Generation Date	Print/Receipt Mandate	Status	Mandate Amount	Online Payment
1	1521079	9	Aug 5 2016 9:45AM	Print	Not Reconciled	139470.00	Pay Online
2	15210461	1	Aug 12 2016 3:46PM	Print	Reconciled By Bank	159.00	Pay Online
3	15210554	1	Aug 19 2016 2:32PM	Print	Not Reconciled	159.00	Pay Online

सूचना :-

१. पैसे पूर्ण भरल्यानंतर आपणास प्रत्येक Mandate समोर Status **Reconciled by Bank** असणे आवश्यक आहे.
२. आपल्या महाविद्यालयाच्या खात्यामधून पैसे वजा झाले असतील आणि Status **Not Reconciled** असे असेल तर विद्यापीठ लेखा विभाग किंवा नोडल अधिकारी यांना संपर्क करावा.
३. जर काही कारणास्तव आपण ऑनलाइन पैसे भरण्याची प्रक्रिया मधूनच सोडली असेल आणि आपल्या खात्यामधून पैसे वजा झाले नसतील तर आपण Confirm/Print या बटन वर क्लिक करून ज्या Mandate चे पैसे भरावयाचे आहे त्या समोर Pay Online हा पर्याय वापरून परत पैसे भरू शकता.
४. NEFT/RTGS सुविधा बंद करण्यात आली आहे.